ElectroMax®
WE ARE JUST MAKING LIGHTING RIGHT

AERO
Waggy

Certified According to Standards

ICAO: Annex 14, Volume I - Aerodrome Design and Operations

FAA: AC 150/5345-53 - Specifications for runway and taxiway light fixtures
AC 150/5345-46c - Airport winter safety and operations
AC 150/5200-30 - Design and installation details for airport visual aids
AC 150/5340-30 - Airport lighting equipment certification program

MIL-STD-810F Military Standard - Enviromental test methods and engineering guidelines

Application

High Intensity Runway Guard Light

Features

- Designed and built with simplicity and ease of maintenance in mind.
- High power LED technology
- Lightweight, low-energy and environment friendly lighting fitting.
- Extensive use of aluminium alloys reduces fitting weight and eases handling in the field.

SC ELECTRO MAX SRL

36 Lunca Street, Petrosani
Hunedoara Country, Romania

tel.: +40 254 515 465
web: www.electromax.ro
mail: electromax@electromax.ro

Product Code

AL – 026 – 48 – AM

- AL: Series Indicator (Airfield Lighting)
- 026: Product Indicator
- 48: Number of LEDs Used (48 LEDs)
- AM: LEDs Light Color (aviation yellow)

Description

Housing	powder-coated aluminium, RAL 1004 (aviation yellow)
Anti glare visor	powder-coated aluminium, RAL 9005 (gloss black)
Disperser	clear polycarbonate
Cable gland	nickel-plated brass
Fastening system	powder-coated aluminium, RAL 1004 (aviation yellow)
Fasteners	stainless steel

The RGL will operate at 100% brightness during the day. During the night the RGL brightness will decrease to 10% intensity, according to figure A2-24 si A2-25 ICAO Annex 14/2016

Optional: failure device - trigger alarm in case of one or more cluster fails

Environment

Temperature range	-40^0 to $+55^0$
Degree of protection	IP 65
Humidity	0 - 100%
Wind speed	up to 480 km/h

Mounting Types

Standard 2” O.D. frangible coupling

Low Profile Frangible Bracket

Electrical Characteristics

Power consumption	20W
Power supply	6.6A from CCR 110/230VAC from mains AC parallel lighting circuit

Electrical Instalation

The runway guard light can be supplied in either a 110/230V AC powered configuration, or a 6.6Amp AGL configuration. Please ensure that you connect the equipment to the correct supply.

Connecting to a 6.6Amp AGL circuit:

The 6.6A Apollo LED high intensity runway guard light is supplied with a 300mm flying lead and a factory fitted L-823 connector. The connector can be plugged directly into the secondary circuit of a 100W L-830 ground isolation transformer.

Connecting to a 110/230V AC supply:

The 110/230V AC LED high intensity runway guard light is supplied with a 3-core (3 x 1.0mm2) 1m flying lead. The overall diameter of the cable is nominally 7.5mm. Connect the free ends of the cable to the proper voltage source.

Mechanical Characteristics

Dimensions	700 x 400 x 255 mm
Weight	22 kg

Packaging

The high intensity runway guard light is supplied in a ISPM 15 - copliant wooden crate

Crate dimnesins: 1010mm x 450mm x 400mm.

Total weight: 28Kg.

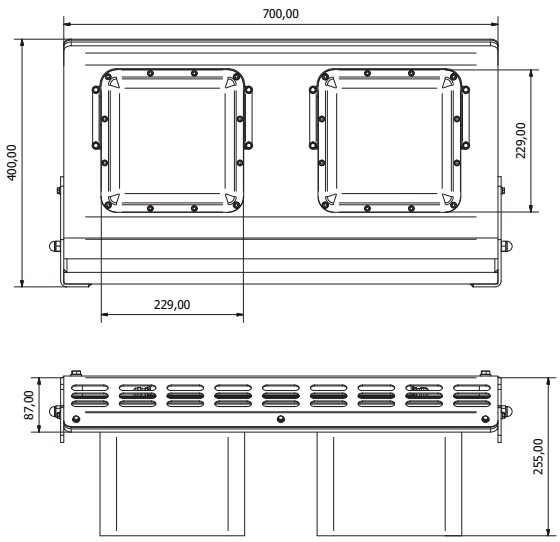

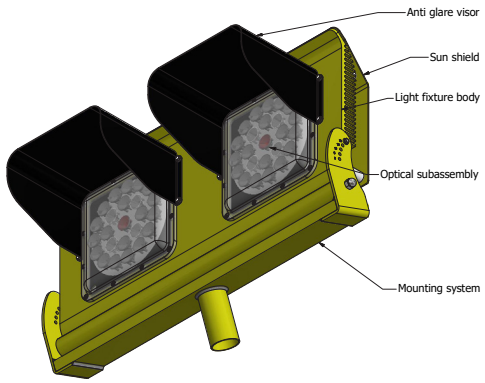

Photometric Characteristics

Light colour: Yellow light

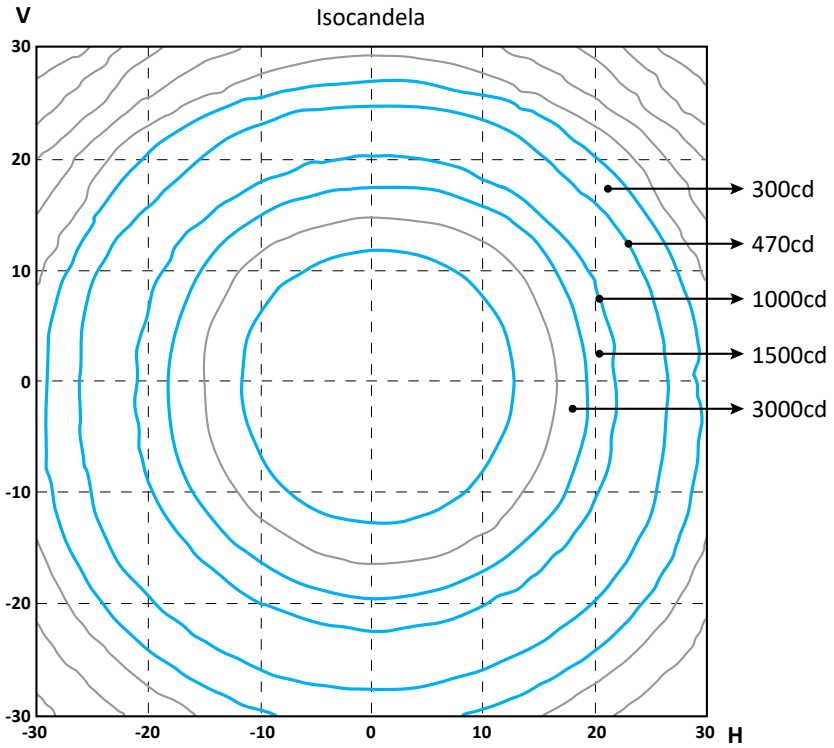

The brightness intensity values complies with:

ICAO requirements Annex 14 Vol.1 Figure A2-25

The light colour emitted by the light fixture is blue, with the trichromatic coordinates:

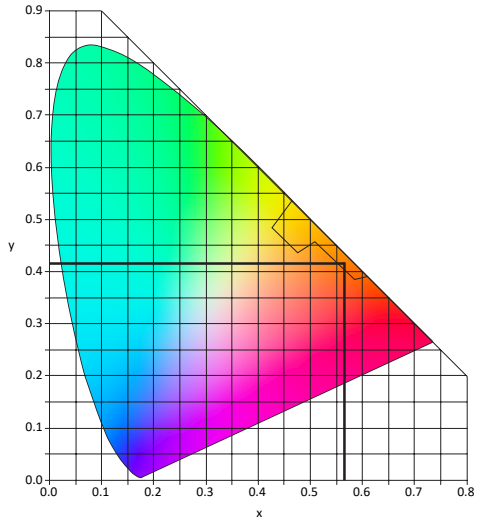

x=0,569

y=0,421

z=0,010

The measured trichromatic coordinates correspond to colour range requirements in:

ICAO Annex 14 - Aerodromes Vol.1, Figure A1-1-1b.

Colours for aeronautical ground lights (solid state lighting)

SC ELECTRO MAX SRL

Lunca 36, 332061, Petrosani, Hunedoara, Romania

tel.: +40 254 515 465
web: www.electromax.ro
mail: electromax@electromax.ro