




## Display II



LED Ceiling Light, 600x600mm, 45W





**ElectroMax**<sup>®</sup>  
WE ARE JUST MAKING LIGHTING RIGHT

## DISPLAY II



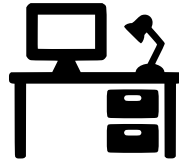
### APPLICATION



Commercial



Residential




Offices



Schools



Hospitals



Industrial

This product can be used successfully in various applications in different fields:

- Indoor lighting
- Production facility lighting



## TECHNICAL SPECIFICATIONS

Casing material	Anodized aluminum
Light diffuser	Clear polycarbonate
Casing color	Standard: WHITE
Total power	45W
Driver	External
COD PRODUS	LI-026



## DESCRIPTION

- Replacement solution for classic 4x18 fluorescent tubes. This type of fixture can be mounted in suspended ceilings, recessed in drywall or apparent.
- Designed and manufactured in Romania.



## PHOTOMETRIC CHARACTERISTICS

- Lighting level: with cool white LEDs, ca. 240 lux at the office level (80 cm from the ground) when mounting at a 2.4 m height.
- Color rendering index: 80 for WN and WW and 70 for WH
- The luminous flux depends on the LED's colour. For the white colour it has a min. value of 100 lm/W, whether it is warm white, neutral white or cool white.



## TECHNICAL SPECIFICATIONS

- The casing is made of powder coated aluminium.
- The diffuser is made of 3 mm thick UV protected clear polycarbonate.
- On request, the fixture can be equipped with mounting clips for apparent mounting.



## OPERATING ENVIRONMENT

- The ingress protection rating is IP 40.
- Rated operating temperature from -20 °C up to +40 °C.



## ELECTRICAL CHARACTERISTICS

- Standard power supply 230V AC, 50/60Hz
- Power source outside the housing



## DIMENSIONAL CHARACTERISTICS

600 x 600 x 16mm